

IVECO S-WAY

1:24
scalascale

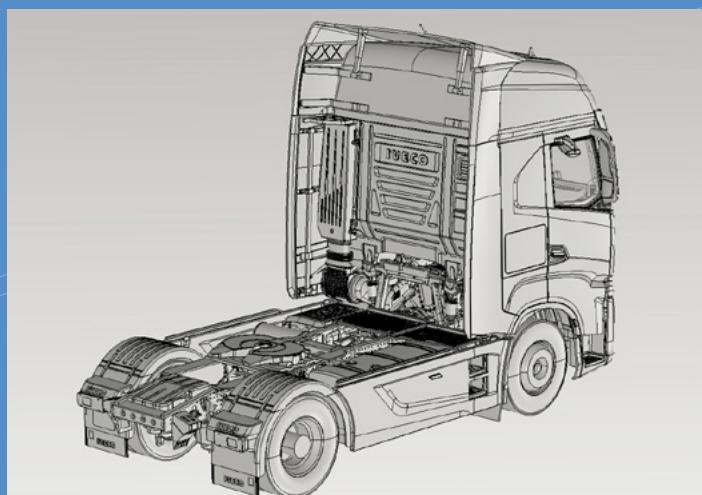


**NEW
MOULDS**

Talking about an evolution

Nº 3963

The Iveco S-Way was developed as the successor to the renowned Iveco Stralis, which achieved significant commercial success. Introduced in 2019, this next-generation truck was engineered to deliver maximum efficiency in long-haul transport applications. Compared to its predecessor, it features a newly designed cab aimed at significantly enhancing on-board ergonomics and driver comfort. The S-Way stands out for its aerodynamic profile and bold, distinctive design. It is also equipped with state-of-the-art automotive technologies, including advanced driver assistance systems (ADAS), digitalization features, and full connectivity solutions. Offered with a range of powertrain options compliant with the latest environmental emission standards and available in multiple configurations, the S-Way is ideally suited to meet a wide variety of transport needs.



Model Kit Features

- New cabin and interiors
- New engine parts
- New chassis parts
- New suspension
- Open or closed driver's door
- Rubber tyres
- Photo-etched parts
- Chrome stickers
- Super decals sheet for 2 versions

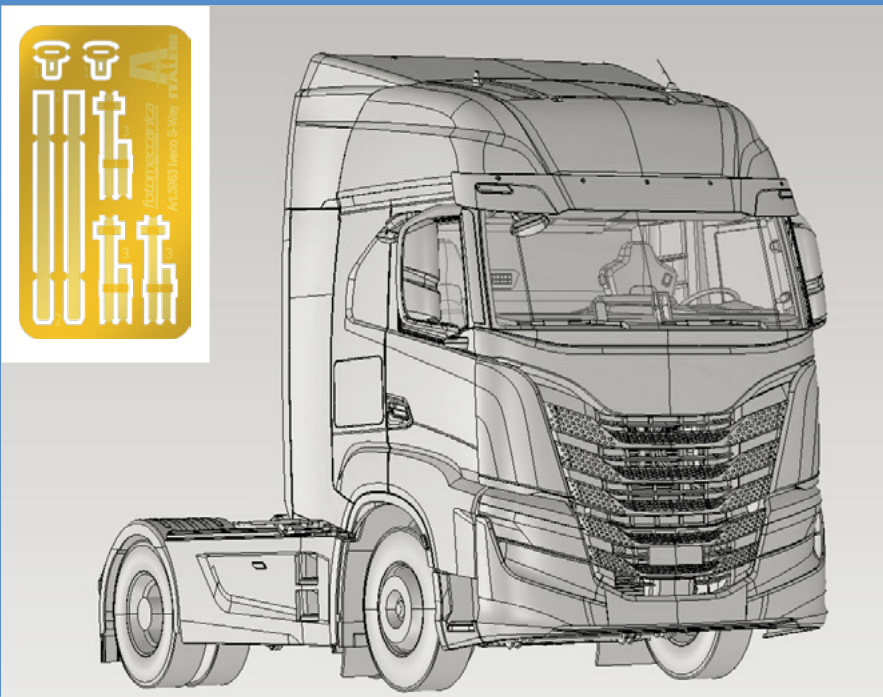




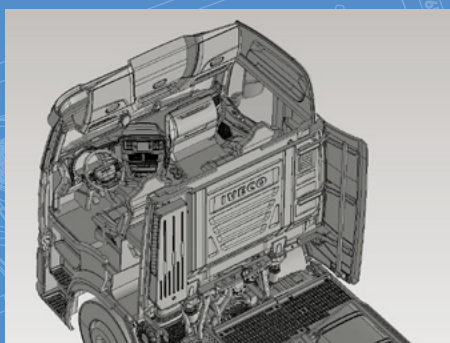
Super decals sheet for 2 versions



Photo-etched parts



Chrome stickers



New cabin and interiors
New engine parts
New chassis parts
New suspension

